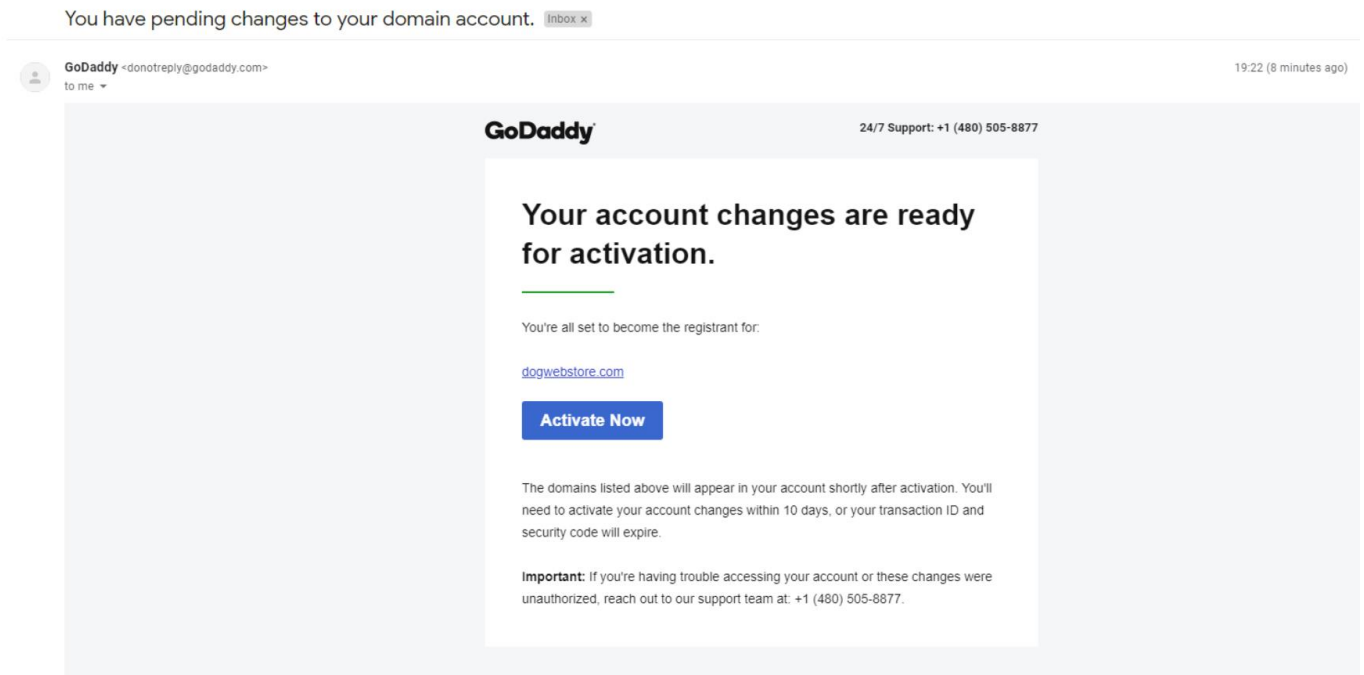


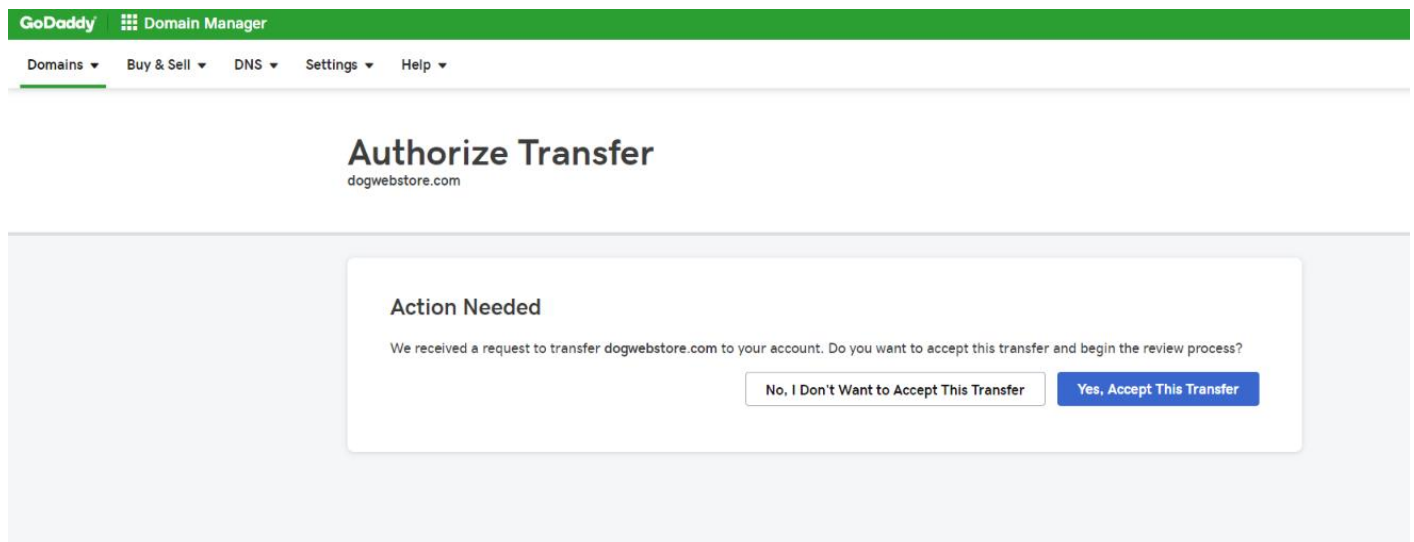
1. Once a domain transfer has started, GoDaddy will send you an email. If you do not see the email in your inbox, please check your spam / junk folder.

An example:



2. Select 'Activate Now' button in the email -> once you click on it, it will bring you to your GoDaddy account.

3. On the page 'Authorize Transfer' select 'Yes, Accept the Transfer'.



4. It brings you to second page 'Action Needed' where you need to add your contact information for the domain. Fill in all the details.

Select 'Use for all contact types' and 'I certify that I am either the individual named above or authorized to act on their behalf' and then select 'Next'.

Authorize Transfer

dogwebstore.com

Action Needed

We received a request to transfer dogwebstore.com to your account. Review the contact information for your domain and correct any errors.

Skip review and approve all info.

dogwebstore.com

Use for all contact types

Organization

First name *

Last name *

I certify that I am either the individual named above or authorized to act on their behalf.

Address line 1 *

Address line 2

City *

Province

Country/Region *

Postal Code *

Phone *

Email *

Fax

Clear All

Back

Next

5. It brings you to page 'Almost Done' where you confirm the acknowledgement of the domain transfer and then select 'Begin Transfer'

Authorize Transfer

dogwebstore.com

Almost Done

Review and acknowledge the following, then click **Begin Transfer** to start the domain(s) transfer process.


- I understand and agree that by confirming this Change of Registrant, I am authorizing GoDaddy to reject all requests to transfer these domains to another registrar during the transfer restriction period. I have read and agree to the [Universal Terms of Service Agreement](#), [Domain Name Change of Registrant Agreement](#) and understand the domain names may have transfer restrictions.

Cancel


Begin Transfer

6. You will receive a notification message that you have changed the registrant details and that Godaddy has sent an email to approve the update to the seller.

Transfer to Another GoDaddy Account

 Thanks, but you're not quite done.

It looks like you've changed the registrant details for dogwebstore.com. ICANN (the organization that oversees domain name policies) requires both the current and new owner to approve these updates. We've sent emails to the emails on file for these individuals. Before the transfer can be completed, you must review the email and approve the updates.

 Success! dogwebstore.com was transferred to your account.

View My Domains

7. The Seller will now receive an email to confirm the domain transfer details.

8. Once confirmed by the seller, you will receive a second email from Godaddy, select **‘Review and Approve the Update’** button in the email.

Approval needed: You're gaining one or more domains. [Inbox x](#)

 **GoDaddy** <donotreply@godaddy.com>
to me ▾

GoDaddy

24/7 Support: +1 (480) 505-8877

You're gaining one or more domains.

You've got until **4/29/2019** to accept the domain registration change.

The current owner triggered a registration change for:

dogwebstore.com

When a change like this is made, ICANN — the organization that oversees domain name policies — requires the current and new owner to approve it.

[Review and Approve the Update](#)

The domain(s) will not transfer to you unless we receive your approval by 4/29/2019.

Call us 24/7 at +1 (480) 505-8877 if you have any questions.

9. Confirm Contact Information Update, Select **‘Yes, Update Contact Information’**.

(The current owner's and your details will be displayed below).

Confirm Contact Information Update

[ICANN requires confirmation](#) of contact information updates. Please confirm the following update for dogwebstore.com by 4/29/2019, or the update will be canceled.

Current Contact Information

Registrant name

Registrant email address

New Contact Information

Registrant name

Your name

Registrant email address

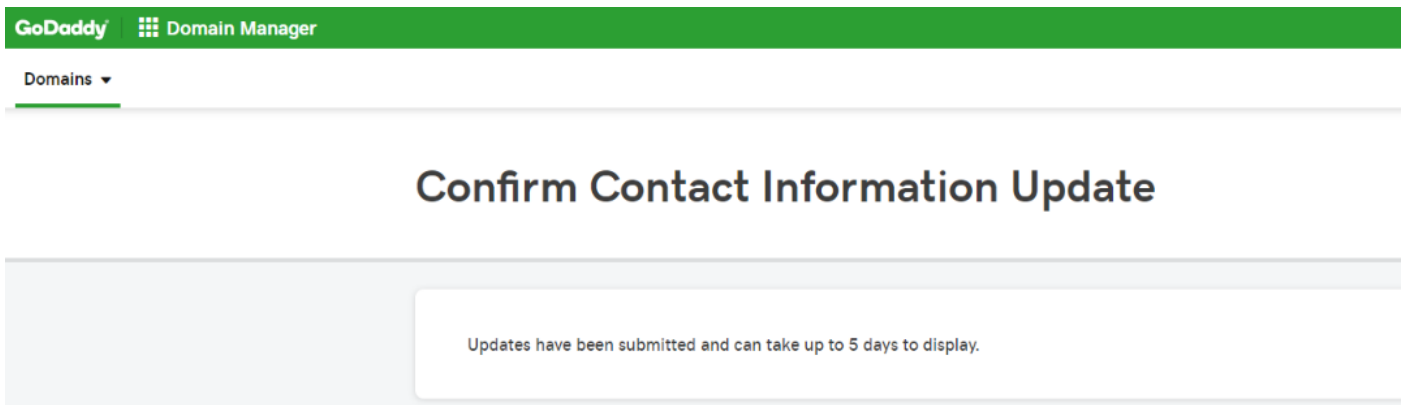
Your email address

By confirming these contact information updates, you're agreeing to the [Domain Name Registrant Agreement](#).

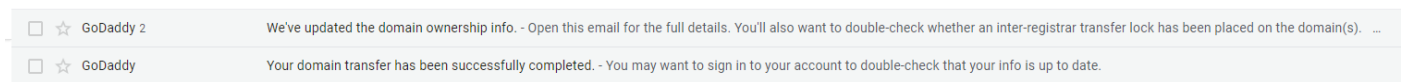
[Yes, Update Contact Information](#)

[No, Don't Update](#)

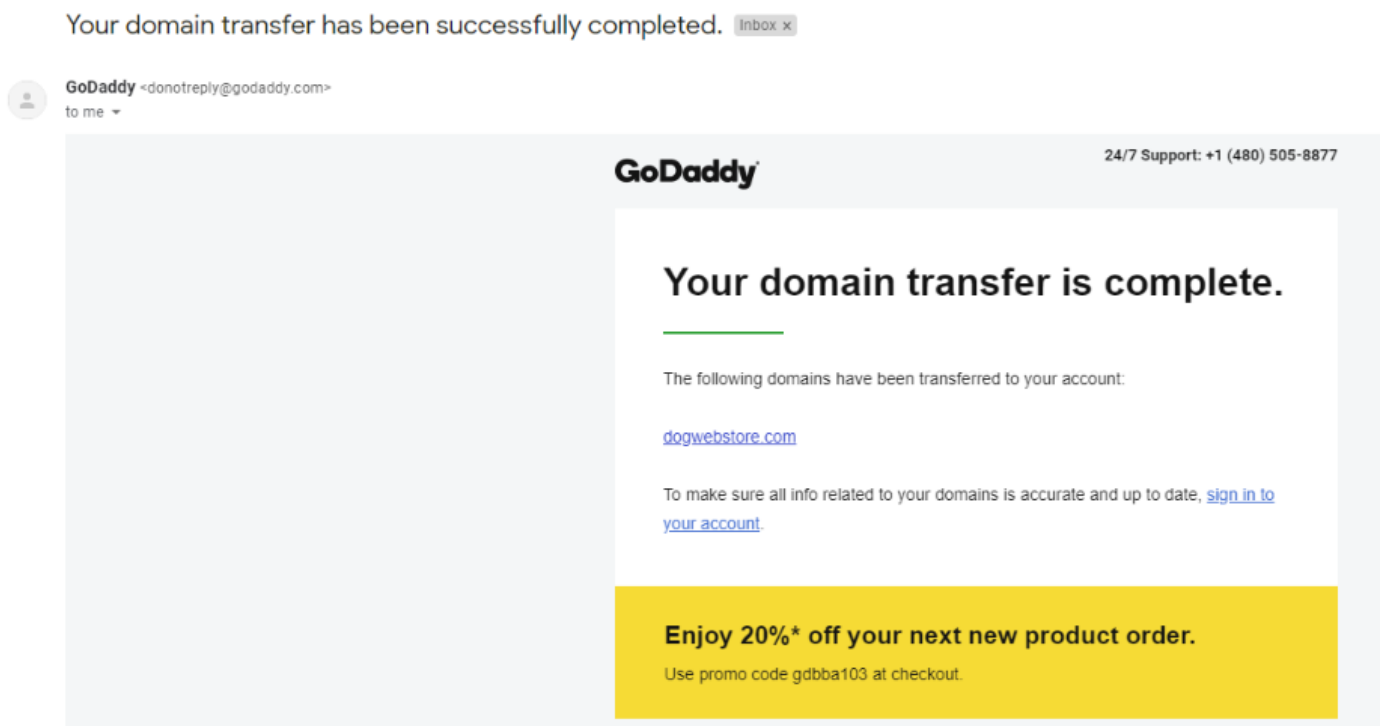
10. You will receive a confirmation that the Update has been submitted.



11. You will receive two emails from Godaddy with confirmation that the domain has been successfully transferred to your account.



Your domain transfer has been successfully completed email.



The domain ownership update is complete email.

We've updated the domain ownership info. Inbox x GoDaddy x



GoDaddy

Open this email for the full details. You'll also want to double-check whether an inter-registrar transfer lock has been placed on the domain(s).



GoDaddy <donotreply@godaddy.com>

to me ▾

GoDaddy

The domain ownership update is complete.

This applies to the following domain(s):

dogwebstore.com

Important: The previous owner opted out of the 60-day inter-registrar transfer lock so you can move the domain(s) any time.

12. The domain transfer has been now completed.